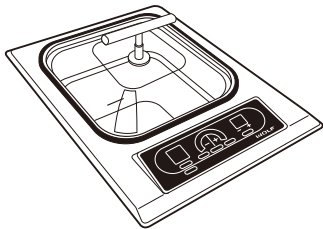


FEATURES

- Integrated design allows for installation of multiple cooktops or modules.
- Crafted of heavy-duty stainless steel.
- Powerful 2,600-watt heating element steam cooks meats, vegetables, eggs, custard and grains beautifully.
- Uses also include double boiling, proofing bread dough, warming food and melting chocolate.
- Can function as a slow cooker for 8–10 hours.
- Illuminated touch controls with graduated control lighting, temperature display and preheat indicator.
- Large capacity basin with 10-cup capacity for steaming.
- Two stackable stainless steel insert pans—solid and perforated.
- Reversible domed glass lid for easy storage.
- Control panel lock.
- Independent timer up to 99 minutes.
- Electronic drain.



Model ICBIS15/S

MODEL

Steamer

ICBIS15/S

ACCESSORIES

- Filler strip for installation with another cooktop or module.

Accessories available through an authorized Wolf dealer. For local dealer information, visit the find a showroom section of our website, wolfappliance.com.

SPECIFICATIONS

PRODUCT

Dimensions W381mm x H343mm x D533mm
Weight 18kg

CAPACITY

Basin 8L

ELECTRICAL

Supply 220-240 VAC, 50/60 Hz
Load 12 amp
Connection 13 amp
Conduit 1.2 m

POWER RATING

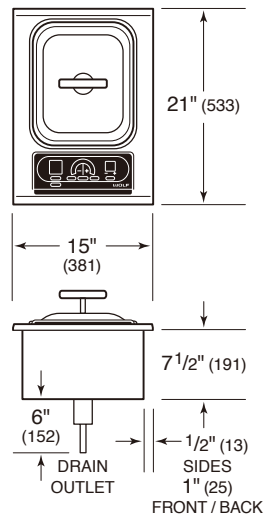
Element 2600 W

WARNING: The steamer module must be installed at least 381mm from a fryer module.

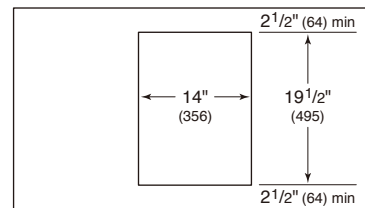
Specifications are subject to change without notice. Visit wolfappliance.com/specs for the most up-to-date information.

Dimensions may vary $\pm 1/8"$ or 3mm. Dimensions in parentheses are millimeters unless otherwise specified.

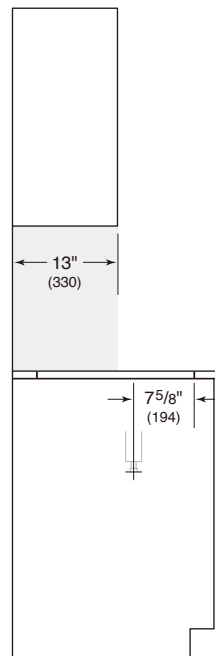
DIMENSIONS



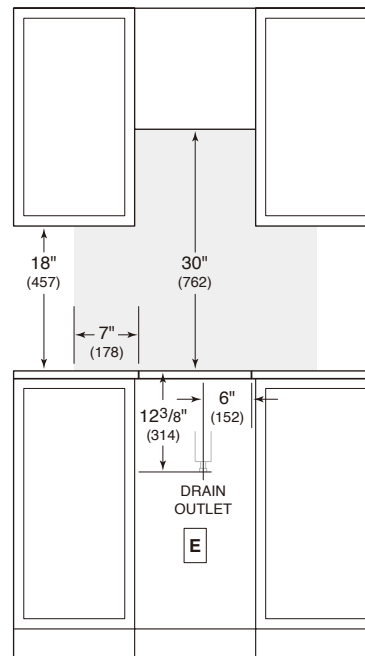
INSTALLATION



COUNTERTOP CUT-OUT



SIDE VIEW



FRONT VIEW

NOTE: Shaded area above countertop indicates minimum clearance to combustible surfaces, combustible materials cannot be located within this area.